

## ショットキーバリアダイオード

### SCHOTTKY BARRIER DIODE

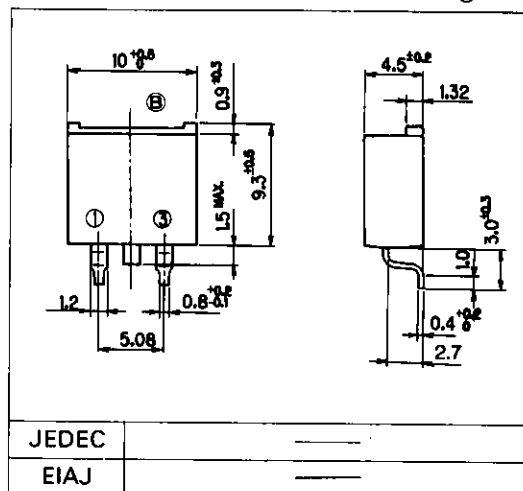
#### ■ 特長 : Features

- 表面実装が可能  
Surface mount device
- 低 $V_F$   
Low  $V_F$
- スイッチングスピードが非常に速い  
Super high speed switching.
- プレーナー技術による高信頼性  
High reliability by planer design.

#### ■ 用途 : Applications

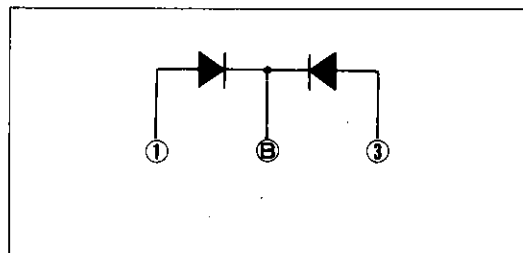
- 高速電力スイッチング  
High speed power switching.

#### ■ 外形寸法 : Outline Drawings



#### ■ 電極接続

#### Connection Diagram



A

#### ■ 定格と特性 : Maximum Ratings and Characteristics

##### ● 絶対最大定格 : Absolute Maximum Ratings

Items	Symbols	Conditions	Ratings	Units
ピーク繰り返し逆電圧 Repetitive Peak Reverse Voltage	$V_{RRM}$		60	V
ピーク非繰り返し逆電圧 Non-Repetitive Peak Reverse Voltage	$V_{RSM}$	tw = 500ns, duty = 1/10	60	V
平均出力電流 Average Output Current	$I_O$	方形波, duty = 1/2, $T_c = 96^\circ\text{C}$ Square wave	10*	A
サージ電流 Surge Current	$I_{FSM}$	正弦波 Sine wave 10ms	80	A
接合温度 Operating Junction Temperature	$T_j$		-40~+ 125	$^\circ\text{C}$
保存温度 Storage Temperature	$T_{stg}$		-40~+ 125	$^\circ\text{C}$

\* センタータップ平均出力電流

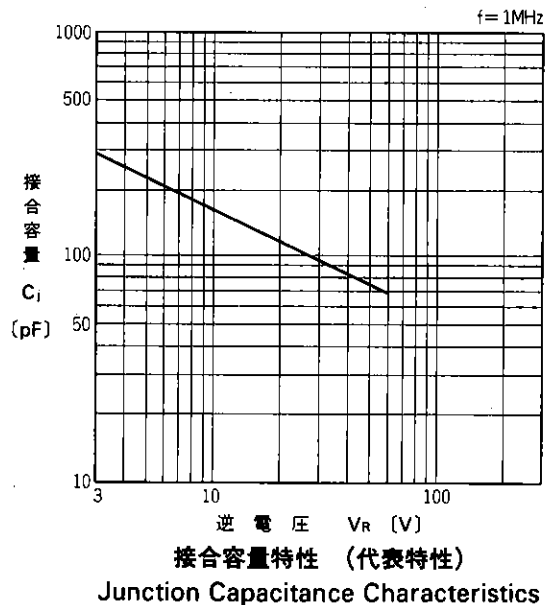
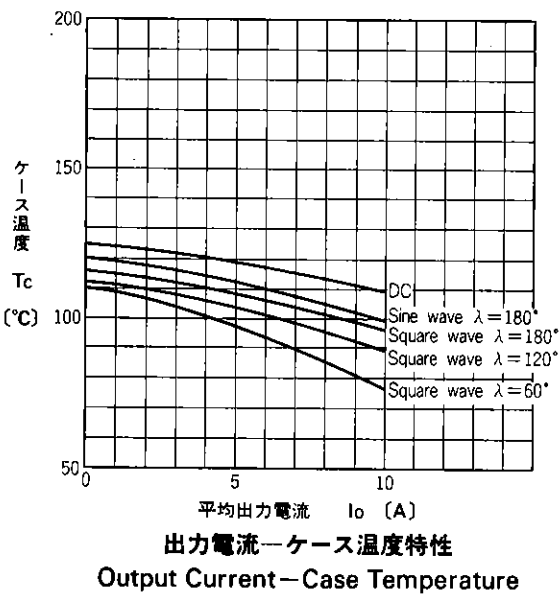
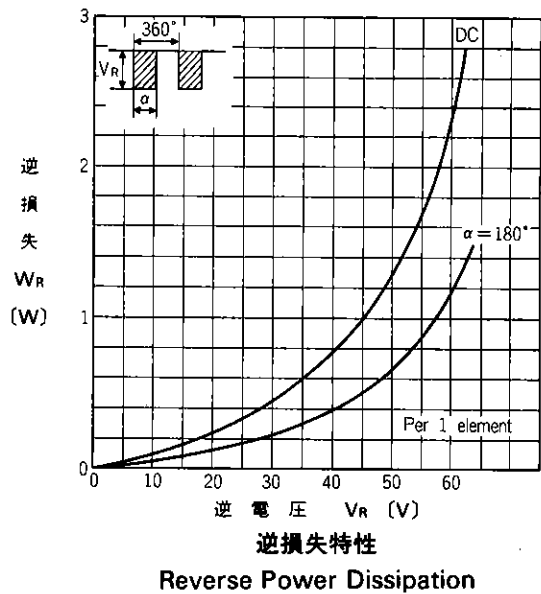
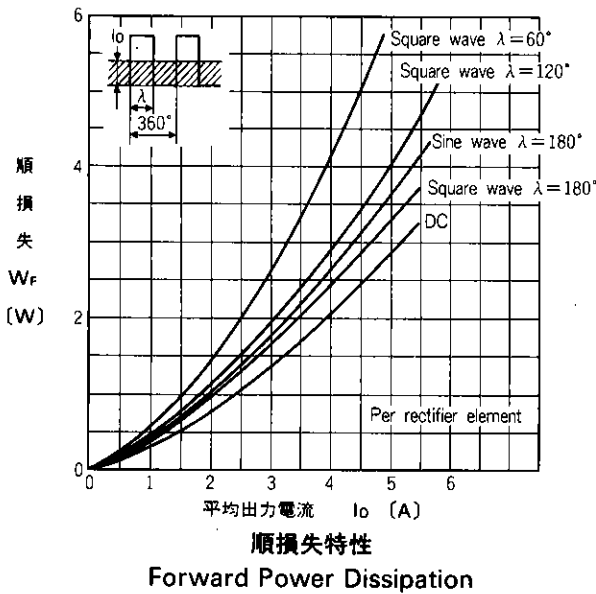
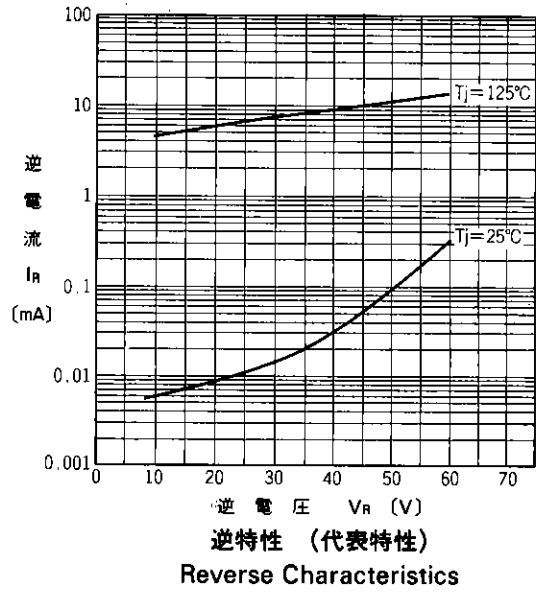
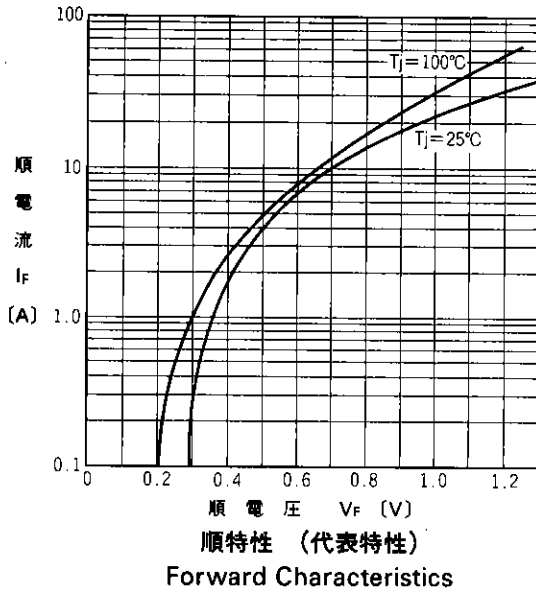
\* average forward current of centertap full wave connection

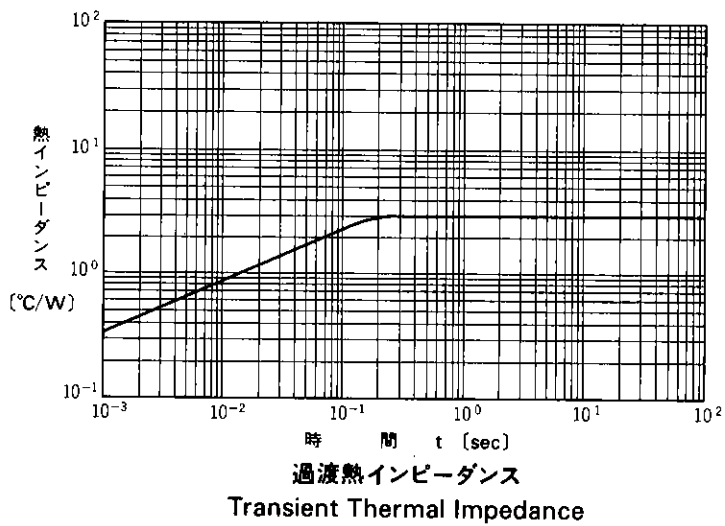
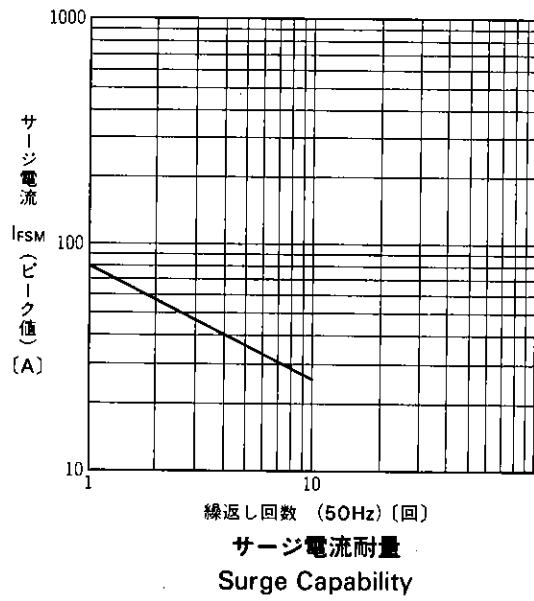
##### ● 電気的特性 (特に指定がない限り周囲温度 $T_a = 25^\circ\text{C}$ とする)

Electrical Characteristics ( $T_a = 25^\circ\text{C}$  Unless otherwise specified)

Items	Symbols	Conditions	Max.	Units
順電圧 Forward Voltage Drop	$V_{FM}$	$I_{FM} = 4\text{A}$	0.58	V
逆電流 Reverse Current	$I_{RRM}$	$V_R = V_{RRM}$	5.0	mA
熱抵抗 Thermal Resistance	$R_{th(j-c)}$	接合・ケース間 Junction to case	3.0	$^\circ\text{C/W}$

■特性曲線：Characteristics





For more information, contact:

**Collmer Semiconductor, Inc.**

P.O. Box 702708

Dallas, TX 75370

972-733-1700

972-381-9991 Fax

<http://www.collmer.com>